

Proudly Produced by



BRAINBUFFET

# AUTODESK INVENTOR CERTIFICATION COURSE

All BrainBuffet Certification Courses come with Interactive Videos, Practice Assessments, Multilingual Subtitles and Transcripts, Hands-on Project Files, Teacher Lesson Plans, Grading Rubrics, Answer Keys, and Student Analytics.



## COURSE DESCRIPTION

Join instructor Greg King in our awesome Autodesk Inventor Course. Unlock the power of 3D modeling and design in this beginner-friendly course that is designed to get you prepared for the Autodesk Inventor Certified User Exam! Follow along with our step-by-step video tutorials and purposely created project files to learn the fundamental concepts of Inventor including creating sketches, models, assemblies, and technical drawings. No experience required, just your creativity!

MODULES

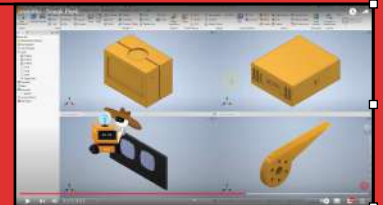
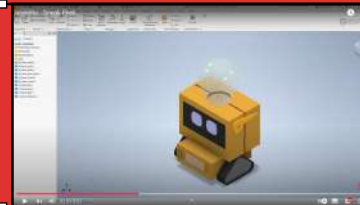
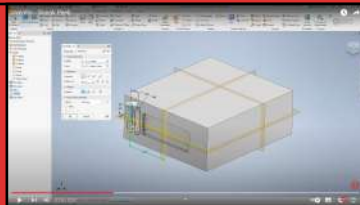
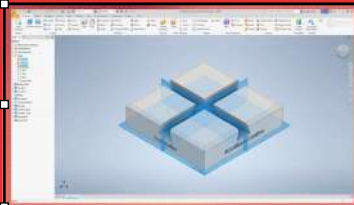
5

ESTIMATED  
COURSE DURATION

15 hours

LESSON VIDEO  
RUNTIME

5.4 hours



## MAIN INGREDIENTS

- Module 1:** Workspace & Navigation
- Module 2:** Sketching, Constraints, & Dimensions
- Module 3:** Models & Model Features
- Module 4:** Assemblies
- Module 5:** Drawings & Documentation



Greg King teaches Autodesk at a vocational high school, covering architectural and mechanical design, and computer animation. Previously, he was a Senior Mechanical Designer/Project Manager for HVAC projects, with extensive experience in various markets. Greg holds accreditations like LEED AP O+M and WELL AP, utilizing them in design and teaching. With over 25 years using Autodesk products, starting with AutoCAD, Greg was selected as a Certiport CERTIFIED Ambassador in 2022. Outside teaching, he freelances as a designer and enjoys skiing or coaching youth mountain bike races.



Watch  
Course  
Trailer

<https://www.youtube.com/watch?v=qgVjuUYVFCM>

