



AUTODESK FUSION

All BrainBuffet Certification come with Interactive Videos, Practice Assessments, Multilingual Subtitles and Transcripts, Hands-on Projects Files, Teacher Lesson Plans, Rubrics, Answer Keys, and Student Analytics.



Course Content

Unlock the power of Autodesk Fusion with the skills and tools that your student needs on their way to becoming an Autodesk Certified User. Follow along with our instructor, Greg King as he takes students through a tailored curriculum designed to get students designing with Fusion in a fun and interactive way. Through hands-on exercises and practical applications, students will understand how to explore design ideas effectively while utilizing proper design thinking principles. Empower your students to take their design from an idea to reality using Fusion. Prepare to demonstrate your prowess in product development and stand out in the competitive landscape of 3D design.

Modules

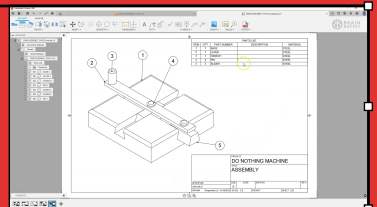
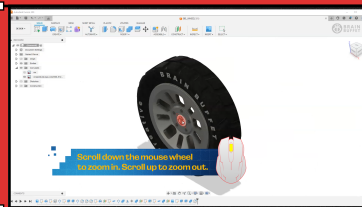
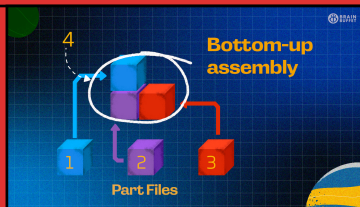
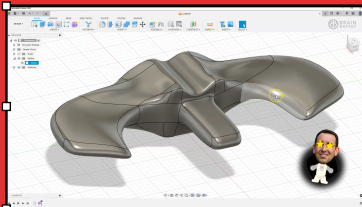
5

Estimated Course Duration

16 hours

Lesson Video Runtime

5 hours



Main Ingredients

- Module 1:** Explore Design Samples
- Module 2:** LEGO Brick
- Module 3:** Dashboard Design
- Module 4:** Mechanical Movements
- Module 5:** Do Nothing Machine



Greg King teaches CAD at a vocational high school, covering architectural and mechanical design, and computer animation. Previously, he was a Senior Mechanical Designer/Project Manager for HVAC projects, with extensive experience in various markets. Greg holds accreditations like LEED AP O+M and WELL AP, utilizing them in design and teaching. With over 25 years using Autodesk products, starting with AutoCAD, Greg was selected as a Certiport CERTIFIED Ambassador in 2022. Outside teaching, he freelances as a designer and enjoys skiing or coaching youth mountain bike races.



Watch Course Trailer

<https://www.youtube.com/watch?v=zFlfs2kWWok>

