
















COURSE CATALOG

2024












menu







Adobe Creative Cloud		
	After Effects	page 3
	Animate	page 3
	Dreamweaver	page 3
	Illustrator	page 4
	InDesign	page 4
	Lightroom	page 4
	Photoshop	page 4
	Premiere Pro	page 5
	Premiere Level 2	page 5
	Premiere Rush	page 5

Cisco		
	Cybersecurity	page 6
	Networking	page 6

Intuit		
	Quickbooks Online	page 6

IT Specialist Certification		
	IT Specialist DCM	page 7




Microsoft Office Specialist		
	Excel 2019	page 7
	Excel Expert 2019	page 7
	Excel 365	page 8
	Outlook	page 8
	PowerPoint 2019	page 8
	PowerPoint 365	page 9
	Word 2019	page 9
	Word Expert 365	page 9
	Word 365	page 10




Autodesk		
	AutoCAD	page 10
	Fusion	page 10
	Maya	page 11
	Revit	page 11
	3DSMAX	Dec 2024
	Inventor	page 11




Business Literacy		
	Entrepreneurship and Small Business	page 12
	Project Management Ready	page 12
	Comm. Skills for Business	page 12

All BrainBuffet Certification Courses come with Interactive Videos, Practice Assessments, Multilingual Subtitles and Transcripts, Hands-on Project Files, Teacher Lesson Plans, Grading Rubrics, Answer Keys, and Student Analytics.

Adobe Creative Cloud

 <h3>After Effects</h3>	<p>Knowing how to use Adobe After Effects is an essential skill for video editors who want to learn about motion design. In the industry, AE is commonly used for animation, visual effects, and compositing. In fact, After Effects can be useful in many different careers! Let instructor Joe Dockery lead you through this comprehensive course and learn everything you need to start editing video like the pros. Then, use your newfound knowledge to get certified!</p>		
<p>INSTRUCTOR FOR THIS COURSE</p>  <p>JOE DOCKERY</p>	<p>Estimated Course Duration</p> <div style="background-color: #FFD700; padding: 5px; font-weight: bold; font-size: 1.2em;">44</div> hours	<p>Certification</p> <div style="background-color: #FFD700; padding: 5px; font-weight: bold; font-size: 0.8em;">Adobe Certified Professional (ACP)</div>	 <p>After Effects Course Trailer</p> <p>https://www.youtube.com/watch?v=J8ZzO_jpRCo</p>
	<p>Lesson Video Runtime</p> <div style="background-color: #FFD700; padding: 5px; font-weight: bold; font-size: 1.2em;">7</div> hours	<p>Adobe After Effects Certification Exam versions: v18.x, v22.x, v23.x, and v24.x.</p>	

 <h3>Animate</h3>	<p>Follow along with instructor Joseph Labrecque on an animation journey in our Adobe Animate course. You'll learn how to animate everything from industry-relevant elements such as promotional videos, to more whimsical elements like an interactive supernatural encyclopedia. By the end of the course, you'll be more than ready for the Animate certification exam!</p>		
<p>INSTRUCTOR FOR THIS COURSE</p>  <p>JOSEPH LABRECQUE</p>	<p>Estimated Course Duration</p> <div style="background-color: #FFD700; padding: 5px; font-weight: bold; font-size: 1.2em;">31</div> hours	<p>Certification</p> <div style="background-color: #FFD700; padding: 5px; font-weight: bold; font-size: 0.8em;">Adobe Certified Professional (ACP)</div>	 <p>Animate Course Trailer</p> <p>https://www.youtube.com/watch?v=HyecgJTYEd0</p>
	<p>Lesson Video Runtime</p> <div style="background-color: #FFD700; padding: 5px; font-weight: bold; font-size: 1.2em;">5</div> hours	<p>Adobe Animate Certification Exam versions: v21.x, v22.x, v23.x, and v24.x.</p>	

 <h3>Dw Dreamweaver</h3>	<p>Let instructor Jess Campbell be your guide into the exciting world of HTML and CSS coding. This course, which will help you learn to use Dreamweaver and prepare you for the certification exam, is for new and experienced coders alike! By the end, you will have created your very own website and learned a ton of new, marketable skills.</p>		
<p>INSTRUCTOR FOR THIS COURSE</p>  <p>JESS CAMPBELL</p>	<p>Estimated Course Duration</p> <div style="background-color: #FFD700; padding: 5px; font-weight: bold; font-size: 1.2em;">22</div> hours	<p>Certification</p> <div style="background-color: #FFD700; padding: 5px; font-weight: bold; font-size: 0.8em;">Adobe Certified Professional (ACP)</div>	 <p>Dreamweaver Course Trailer</p> <p>https://www.youtube.com/watch?v=ZoWR4_rg39Q</p>
	<p>Lesson Video Runtime</p> <div style="background-color: #FFD700; padding: 5px; font-weight: bold; font-size: 1.2em;">6</div> hours	<p>Adobe Dreamweaver Certification Exam versions: v21.x.</p>	

Adobe Creative Cloud



BrainBuffet founder Rob Schwartz is the instructor for this popular, long-standing course on vector art and illustration. Illustrator is a unique program; throughout the course, you will create several original projects from scratch - no starter files needed! As you'll see, there's nothing quite like creating something with just your mind and your mouse.



Estimated Course Duration

39 hours

Lesson Video Runtime

11 hours

Certification

Adobe Certified Professional (ACP)

Adobe Illustrator Certification Exam versions: v25.x, v26.x, v27.x, and v28.x.



Illustrator Course Trailer

https://www.youtube.com/watch?v=RUmOCL1_nM



Jump into one of instructor Jonathan Gordon's favorite Adobe programs with our InDesign course, where they learn design principles and techniques to produce a print-ready publication. They further explore using InDesign to create and publish digital portfolios online, showcasing their work effectively. By course completion, students are equipped with InDesign proficiency, design skills, and the ability to create diverse publications, including two-page spreads, brochures, and digital portfolios.



Estimated Course Duration

33 hours

Lesson Video Runtime

8 hours

Certification

Adobe Certified Professional (ACP)

Adobe InDesign Certification Exam versions: v16.x, v17.x, v18.x, and v19.x.



InDesign Course Trailer

<https://www.youtube.com/watch?v=zuWWIMcWIHA>



In this course, BrainBuffet's Sam Pan gives you all of the tips and tricks needed to create stunning photo edits in one of the most popular programs used by photographers, Adobe Lightroom. Lightroom is favored because of its usability and mobile capabilities, allowing you to edit quickly and on-the-go!



Estimated Course Duration

5 hours

Lesson Video Runtime

2.5 hours

Certification

Non-Certification



Lightroom Course Trailer

<https://www.youtube.com/watch?v=Mmredzcnfgw>



Join BrainBuffet's founder Rob Schwartz for our flagship course. This course will not only teach you how to manipulate photos using Photoshop's tools, it will teach you how to use those tools creatively. You're guaranteed to have fun and create some amazing projects, all while preparing for the certification exam.



Estimated Course Duration

47 hours

Lesson Video Runtime

8 hours

Certification

Adobe Certified Professional (ACP)




Adobe Photoshop Certification Exam versions: v22.x, v23.x, v24.x, and v25.x.









Photoshop Course Trailer







<https://www.youtube.com/watch?v=SjMTSsOfcw>




Adobe Creative Cloud




	<h3>Premiere Pro</h3>	<p>Master video editing in Premiere Pro with our comprehensive course by Joe Dockery. Learn project setup, assembling videos, advanced techniques like animated lower third titles, compositing with Green/Blue Screen, Blend Modes, and Track Mattes. Discover better ways to edit in the timeline, conquer challenging effects, and create subtitles. You will edit several videos while adding your own creative flair and practicing for the certification exam.</p>		
<p>INSTRUCTOR FOR THIS COURSE</p>  <p>JOE DOCKERY</p>	<p>Estimated Course Duration</p> <p>46 hours</p> <p>Lesson Video Runtime</p> <p>6 hours</p>	<p>Certification</p> <p>Adobe Certified Professional (ACP)</p> <p>Adobe Premiere Pro Certification Exam versions: v15.x, v22.x, v23.x, and v24.x.</p>		<p>Premiere Pro Course Trailer</p> <p>https://www.youtube.com/watch?v=k1fBfMOcU9A</p>




	<h3>Premiere Pro Lv. 2</h3>	<p>Instructor Tommy Demos digs a little deeper into the capabilities of Premiere Pro in this advanced course. Learn video editing techniques, including importing, organizing, and editing video clips, designing titles, adding voiceover and music, and mastering audio. Furthermore, delve into editing dialogue scenes for films, utilizing a provided screenplay and the freedom to enhance storytelling through editing decisions.</p>		
<p>INSTRUCTOR FOR THIS COURSE</p>  <p>TOMMY DEMOS</p>	<p>Estimated Course Duration</p> <p>35 hours</p> <p>Lesson Video Runtime</p> <p>8.5 hours</p>	<p>Certification</p> <p>Non-Certification</p>		<p>Premiere Pro Lv. 2 Course Trailer</p> <p>https://www.youtube.com/watch?v=SFVvNkAhLWE</p>




	<h3>Premiere Rush</h3>	<p>In this course, BrainBuffet's Sam Pan gets you acquainted with Adobe Rush, which is essentially a simpler, straightforward, baby-brother version of Premiere Pro. If you already know Premiere Pro, then this is a terrific course to introduce you to Rush; and if you've never used Premiere Pro before, then Rush is a great place to start!</p>		
<p>INSTRUCTOR FOR THIS COURSE</p>  <p>SAM PAN</p>	<p>Estimated Course Duration</p> <p>5 hours</p> <p>Lesson Video Runtime</p> <p>1.5 hours</p>	<p>Certification</p> <p>Non-Certification</p>		<p>Premiere Rush Course Trailer</p> <p>https://www.youtube.com/watch?v=S_N_hwCkE-Y</p>

Cisco			
	Cisco Cybersecurity	<p>Join instructor William Price, a seasoned cybersecurity professional, on a captivating journey into the world of Cisco Certified Support Technician Cybersecurity. This course is created to prepare you for the Cisco Certified Support Technician Cybersecurity Certification, offering real-life industry scenarios, engaging experiences, and essential tech skills that ignite your passion for the digital realm. Master the certification, gain practical skills, and become part of the future of technology and security. Enroll now for an unforgettable cybersecurity adventure and step confidently into the world of digital defense.</p>	
 <small>WILLIAM PRICE</small>	<p>Estimated Course Duration</p> <p>10 hours</p> <p>Lesson Video Runtime</p> <p>6 hours</p>	<p>Certification</p> <p>Cisco Certified Support Technician Cybersecurity (2024)</p>	 <p>Cisco Cybersecurity Course Trailer</p> <p>https://www.youtube.com/watch?v=1LmF7oRi2rk</p>
Cisco			
	Cisco Networking	<p>This course is all about making connections! The Cisco Networking certification course covers everything from the basics of network structures and TCP/OSI models to advanced topics like subnetting, IP addressing, and wireless technologies. Unpack the physical infrastructure of networks, including cables, connectors, and routing concepts, and enhance your skills in diagnosing network issues with modules on troubleshooting methodologies and security essentials. Whether you're new to networking or seeking to deepen your understanding, this course provides a blend of theoretical knowledge and practical applications through hands-on labs and real-world simulations, making it an ideal learning experience for aspiring professionals and enthusiasts alike.</p>	
 <small>WILLIAM PRICE</small>	<p>Estimated Course Duration</p> <p>17 hours</p> <p>Lesson Video Runtime</p> <p>5.5 hours</p>	<p>Certification</p> <p>Cisco Certified Support Technician Cybersecurity (2024)</p>	 <p>Cisco Networking Course Trailer</p> <p>https://www.youtube.com/watch?v=pxN7kMB4KD0</p>




Intuit			
	Quickbooks Online	<p>In this course, instructor Ron Trucks walks you through everything you need to know about QuickBooks Online, including how to connect QuickBooks to your bank account, how to create a data file, how to use lists, and so much more! Whether you're a business student, an accountant, or a business owner, you'll learn everything you need to start using QuickBooks and to take the certification exam.</p>	
 <small>RON TRUCKS</small>	<p>Estimated Course Duration</p> <p>22 hours</p> <p>Lesson Video Runtime</p> <p>8.7 hours</p>	<p>Certification</p> <p>Quickbooks Certified User Online</p>	 <p>Quickbooks Online Course Trailer</p> <p>https://www.youtube.com/watch?v=sVu0dLObfX4</p>




IT Specialist Certification			
 <p>Device Configuration & Management</p>	<p>Embark on a transformative journey in the IT Specialist Device Configuration & Management Certification Course, expertly curated and guided by the esteemed Noah LeFevre. Delve deep into the intricacies of Windows operating system configuration, fortify your grasp on device security protocols, and hone your troubleshooting prowess. This immersive experience promises to arm you with the essential skills and knowledge vital for navigating the dynamic IT landscape with confidence. Unlock your full potential and emerge not just certified, but truly empowered to excel in the realm of device configuration and management.</p>		
<p>INSTRUCTOR FOR THIS COURSE</p>  <p>NOAH LEFEVRE</p>	<p>Estimated Course Duration</p> <p>6.5 hours</p> <p>Lesson Video Runtime</p> <p>2.5 hours</p>	<p>Certification</p> <p>IT Specialist Device Configuration and Management Certification</p>	 <p>Device Configuration & Management Course Trailer</p> <p>https://www.youtube.com/watch?v=AeZRJJMPTY</p>




Microsoft Office Specialist			
 <p>Excel 2019</p>	<p>Microsoft Excel is a program widely used by professionals and one that you can't go wrong with learning to use. Plus, there's no one better to teach you than Jennifer Stubblefield! In this course, Jennifer invites you into her (fictitious) Traveling Scholars Club, and your projects will mimic real-life scenarios and tasks that you could be asked to do as a professional using Excel – or taking the certification exam.</p>		
<p>INSTRUCTOR FOR THIS COURSE</p>  <p>JENNIFER STUBBLEFIELD</p>	<p>Estimated Course Duration</p> <p>19 hours</p> <p>Lesson Video Runtime</p> <p>8 hours</p>	<p>Certification</p> <p>MOS Certification</p>	 <p>Excel Course Trailer</p> <p>https://www.youtube.com/watch?v=ksol24qV5PY</p>

Excel Expert			
 <p>Excel Expert</p>	<p>Instructor Terri Blackwell takes utilizing Excel a step further in our Excel Expert Course. If you've already got the basics down and you're looking for more, then this course is for you – plus, it will prepare you for the expert-level certification exam!</p>		
<p>INSTRUCTOR FOR THIS COURSE</p>  <p>TERRI BLACKWELL</p>	<p>Estimated Course Duration</p> <p>29 hours</p> <p>Lesson Video Runtime</p> <p>4 hours</p>	<p>Certification</p> <p>MOS Certification [Expert]</p>	 <p>Excel Expert Course Trailer</p> <p>https://www.youtube.com/watch?v=Dcdsu3aJ4A</p>




Microsoft Office Specialist




 <h3>Excel 365</h3>	<p>This comprehensive Microsoft Excel 365 Certification Course is designed to equip participants with both fundamental and advanced Excel skills necessary for proficient management of workbooks and preparation for the Excel Mobile Apps 365 certification. The course emphasizes efficient data analysis, reporting, and decision-making using Excel. Through hands-on exercises and practical examples, students will gain skills that are essential for a successful career in various fields, enhancing students' ability to analyze data and make informed decisions.</p>	
<p>INSTRUCTOR FOR THIS COURSE</p>  <p>CARLY GREEN</p>	<p>Estimated Course Duration 21 hours</p> <p>Lesson Video Runtime 7.3 hours</p> <p>Certification Microsoft Excel (Microsoft 365 Apps)</p>	 <p>Excel 365 Course Trailer</p> <p>https://www.youtube.com/watch?v=xZ-KjdfPyrQ</p>




 <h3>Outlook 2019</h3>	<p>Microsoft Outlook is more than meets the eye. Instructor Danielle Milazzo Roccisano teaches you much more than how to send an email in this course; you'll learn how to use filters, set signatures, create calendar events, and more than you thought possible throughout this course, while soaking up all the knowledge you need for the Outlook certification exam.</p>	
<p>INSTRUCTOR FOR THIS COURSE</p>  <p>DANIELLE MILAZZO</p>	<p>Estimated Course Duration 27 hours</p> <p>Lesson Video Runtime 4 hours</p> <p>Certification MOS Certification</p>	 <p>Outlook 2019 Course Trailer</p> <p>https://www.youtube.com/watch?v=J8ZzO_lprCo</p>




 <h3>PowerPoint 2019</h3>	<p>Almost everyone has used PowerPoint at some point in their lives, but few know how to use it well – and that's exactly what instructor Jennifer Stubblefield is here to teach you in our Microsoft PowerPoint course. Join her (fictitious) Traveling Scholars Club to create realistic, industry-relevant presentations and prepare for the PowerPoint certification exam.</p>	
<p>INSTRUCTOR FOR THIS COURSE</p>  <p>JENNIFER STUBBLEFIELD</p>	<p>Estimated Course Duration 17 hours</p> <p>Lesson Video Runtime 7 hours</p> <p>Certification MOS Certification</p>	 <p>PowerPoint 2019 Course Trailer</p> <p>https://www.youtube.com/watch?v=ksoL24qV5PY</p>




Microsoft Office Specialist




 <h3>PowerPoint 365</h3>	<p>Join Charles Gilbert for an exciting, dynamic course that will transform your presentation skills! Learn to efficiently manage slides, create sections, and apply layouts. Master slide modifications, including importing Word outlines and duplicating slides. Charles will guide you through techniques for formatting text, tables, images, shapes, charts, and 3D models. Animate your content with thrilling transitions and effects, and discover powerful review and collaboration tools. With engaging assignments and interactive quizzes, we will help you prepare to ace your certification exam. Perfect for students and professionals looking to elevate their presentations, this course offers a vibrant and fun learning experience.</p>					
<p>INSTRUCTOR FOR THIS COURSE</p>  <p>CHARLES GILBERT</p>	<table border="1"> <tr> <td>Estimated Course Duration</td> <td>12 hours</td> </tr> <tr> <td>Lesson Video Runtime</td> <td>3.5 hours</td> </tr> </table> <p>Certification</p> <p>Microsoft PowerPoint (Microsoft 365 Apps)</p>	Estimated Course Duration	12 hours	Lesson Video Runtime	3.5 hours	 <p>PowerPoint 365 Course Trailer</p> <p>https://www.youtube.com/watch?v=n5Rxs0xxVE</p>
Estimated Course Duration	12 hours					
Lesson Video Runtime	3.5 hours					




 <h3>Word 2019</h3>	<p>Microsoft Word has been around since the 80s and is one of the most popular word processing programs available. That means knowing your way around Word is a highly marketable skill! Instructor Jennifer Stubblefield takes you through fourteen comprehensive projects so you're ready to start utilizing Word in the classroom, the office, or wherever word processing takes you while getting you prepared for the certification test.</p>					
<p>INSTRUCTOR FOR THIS COURSE</p>  <p>JENNIFER STUBBLEFIELD</p>	<table border="1"> <tr> <td>Estimated Course Duration</td> <td>28 hours</td> </tr> <tr> <td>Lesson Video Runtime</td> <td>9 hours</td> </tr> </table> <p>Certification</p> <p>MOS Certification</p>	Estimated Course Duration	28 hours	Lesson Video Runtime	9 hours	 <p>Word 2019 Course Trailer</p> <p>https://www.youtube.com/watch?v=ksol24qV5PY</p>
Estimated Course Duration	28 hours					
Lesson Video Runtime	9 hours					

 <h3>Word Expert</h3>	<p>In this expert-level course, Jonathan Gordon is here to guide you on a word processing journey. You'll create a newsletter, a flyer, a catalog, and even a PDF that you can add to your portfolio – all while gaining the skills necessary to pass the expert-level Word certification exam AND get the absolute most out of Microsoft Word.</p>					
<p>INSTRUCTOR FOR THIS COURSE</p>  <p>JONATHAN GORDON</p>	<table border="1"> <tr> <td>Estimated Course Duration</td> <td>25 hours</td> </tr> <tr> <td>Lesson Video Runtime</td> <td>6.5 hours</td> </tr> </table> <p>Certification</p> <p>MOS Certification [Expert]</p>	Estimated Course Duration	25 hours	Lesson Video Runtime	6.5 hours	 <p>Word Expert Course Trailer</p> <p>https://www.youtube.com/watch?v=ITlgQMnkzE</p>
Estimated Course Duration	25 hours					
Lesson Video Runtime	6.5 hours					

Microsoft Office Specialist			
 <p>Word 365</p>	<p>Join our instructor Carly Green in our Microsoft 365 Word Certification Course as we take you through the basics of the world's most popular text formatting software. This course features hands-on projects that challenges students by creating their own business marketing materials such as a newsletter, business cards and flyers, custom crossword puzzles, and optimizing resumes. With engaging assignments and interactive quizzes, this course will prepare you to pass the certification exam. Ideal for students and professionals looking to elevate their documents, this course offers a well-paced and thorough learning experience.</p>		
<p>INSTRUCTOR FOR THIS COURSE</p>  <p>CARLY GREEN</p>	<p>Estimated Course Duration</p> <p>15 hours</p> <p>Lesson Video Runtime</p> <p>2.1 hours</p>	<p>Certification</p> <p>Microsoft Office Specialist Word 365 Associate Certification Exam</p>	 <p>Word 365 Course Trailer</p> <p>https://www.youtube.com/watch?v=djgIHWrPq0</p>

Autodesk			
 <p>AutoCAD</p>	<p>Join instructor Greg King in our comprehensive Autodesk AutoCAD Certification Course. This course is designed to equip you with the essential skills and knowledge required to excel in the Autodesk Certified User certification exam. With a focus on hands-on training, you'll learn the fundamental concepts of AutoCAD software, including drawing and editing techniques, 2D and 3D design, and efficient workflow management. Whether you're a beginner looking to build a strong foundation or a seasoned professional aiming to validate your expertise, this course will help you succeed in your AutoCAD certification journey. Enroll today and take the first step towards becoming a certified AutoCAD expert.</p>		
<p>INSTRUCTOR FOR THIS COURSE</p>  <p>GREG KING</p>	<p>Estimated Course Duration</p> <p>20 hours</p> <p>Lesson Video Runtime</p> <p>5 hours</p>	<p>Certification</p> <p>Autodesk AutoCAD</p> <p>Next Generation exam and regular exam We use imperial numeric system</p>	 <p>AutoCAD Course Trailer</p> <p>https://www.youtube.com/watch?v=YgDM_QBhVyl</p>

Autodesk Fusion			
 <p>Fusion 360</p>	<p>Tap into the power of Autodesk Fusion with the skills and tools that your student needs on their way to becoming an Autodesk Certified User. Follow along with our instructor, Greg King as he takes students through a customized curriculum designed to get students designing with Fusion in a fun and interactive way. Through hands-on exercises and practical applications, students will understand how to explore design ideas effectively while utilizing proper design thinking principles. Empower your students to take their design from an idea to reality using Fusion. Prepare to demonstrate your prowess in product development and stand out in the competitive landscape of 3D design.</p>		
<p>INSTRUCTOR FOR THIS COURSE</p>  <p>GREG KING</p>	<p>Estimated Course Duration</p> <p>16 hours</p> <p>Lesson Video Runtime</p> <p>5 hours</p>	<p>Certification</p> <p>Autodesk Fusion</p> <p>Next Generation exam and regular exam We use imperial numeric system</p>	 <p>Fusion Course Trailer</p> <p>https://www.youtube.com/watch?v=zFfs2kWWok</p>

Autodesk			
	Maya	<p>BrainBuffet's Autodesk Maya Course is a fun journey through 3D animation and modeling designed to prepare you for the Autodesk Maya Certified User certification exam. From Scene Management to Modeling, Texture Coordinates, Rigging, Cameras, Animation, Lighting, and Rendering, you'll gain hands-on experience with projects like "Army Men" and "Modeling a Tiefighter." Engage with assignments, quizzes, and hands-on projects, ensuring you're well-equipped for success.</p>	
 <p>INSTRUCTOR FOR THIS COURSE CHARLES GILBERT</p>	<p>Estimated Course Duration 20 hours</p> <p>Lesson Video Runtime 6.5 hours</p>	<p>Certification</p> <p>Autodesk Maya</p> <p>Next Generation exam and regular exam We use imperial numeric system</p>	 <p>Maya Course Trailer</p> <p>https://www.youtube.com/watch?v=ncDwhIMkWS4</p>
	Revit	<p>Revit is the most popular building design program in the world! Revit is also said to be considered one of the most advanced pieces of Building Information Modeling (BIM) software on the market. This certification course delves into the fundamental aspects of Revit, ensuring a solid foundation in key concepts and practical applications such as modeling floor plans and rendering real-life materials. Students will gain a nuanced understanding of how to effectively navigate and leverage Revit tools for building information modeling (BIM). This course is crafted to equip students with the essential skills for success in their professional journeys.</p>	
 <p>INSTRUCTOR FOR THIS COURSE GREG KING</p>	<p>Estimated Course Duration 23 hours</p> <p>Lesson Video Runtime 7.5 hours</p>	<p>Certification</p> <p>Autodesk Revit</p> <p>Next Generation exam and regular exam We use imperial numeric system</p>	 <p>Revit Course Trailer</p> <p>https://youtu.be/gjVdHOPcGE0Y?feature=shared</p>
	Inventor	<p>Join instructor Greg King in our awesome Autodesk Inventor Course. Unlock the power of 3D modeling and design in this beginner-friendly course that is designed to get you prepared for the Autodesk Inventor Certified User Exam! Follow along with our step-by-step video tutorials and purposely created project files to learn the fundamental concepts of Inventor including creating sketches, models, assemblies, and technical drawings. No experience required, just your creativity!</p>	
 <p>INSTRUCTOR FOR THIS COURSE GREG KING</p>	<p>Estimated Course Duration TBA</p> <p>Lesson Video Runtime TBA</p>	<p>Certification</p> <p>Autodesk Inventor</p> <p>Next Generation exam and regular exam We use imperial numeric system</p>	<p>Inventor Course Trailer <i>Coming Soon</i></p>

Business Literacy			
 Entrepreneurship and Small Business		<p>In today's world of self-starters and eager new businesses, it can be easy to get lost and fail on your own! Our instructor, Sunil Bhatla takes learners on a guided journey through business thinking, avoiding common pitfalls, and seeing the big picture. By the end of this Entrepreneur and Small Business course, not only will you feel prepared in starting your own business venture, you will also feel confident in taking the Entrepreneur and Small Business (ESB) Certification exam.</p>	
 <p>INSTRUCTOR FOR THIS COURSE SUNIL BHATLA</p>	<p>Estimated Course Duration</p> <p>15 hours</p>	<p>Certification</p> <p>ESB Certification</p> <p>ESB Certification Exam v1 and 2 (Universal or US)</p>	 <p>Entrepreneurship and Small Business Course Trailer</p> <p>https://www.youtube.com/watch?v=IFy0ga6Qlrw</p>
	<p>Lesson Video Runtime</p> <p>5 hours</p>		
 Project Management Ready		<p>Join our Project Management Ready™ Certification Course, led by the incredible instructor, Jess Campbell. Dive into the basics of project management and navigate the project lifecycle, budgeting, and business structures. This course is your stepping stone to becoming a beginner project manager, covering essential concepts in depth. It's designed as a fun and relevant supplement to classroom learning. Get ready to pass the Project Management Ready™ Certification Exam while enjoying an engaging and interactive learning experience. Boost your career in this rapidly growing field and apply your knowledge directly to real-world projects. Enroll now and unlock a rewarding future in project management!</p>	
 <p>INSTRUCTOR FOR THIS COURSE JESS CAMPBELL</p>	<p>Estimated Course Duration</p> <p>18 hours</p>	<p>Certification</p> <p>PMI Project Management Ready™ Certification</p>	 <p>Project Management Ready Course Trailer</p> <p>https://www.youtube.com/watch?v=RTMMHCpQp20</p>
	<p>Lesson Video Runtime</p> <p>4 hours</p>		
 Comm. Skills for Business		<p>In today's dynamic and highly competitive business landscape, effective communication is the key to success. The Communication Skills for Business Certification Course (CSB) is designed to empower individuals with the essential skills and knowledge they need to excel in the professional world. In this course, led by educator Jonathan Gordon, we will explore the significance of non-verbal cues, negotiation strategies, and adapting to diverse audiences to empower students to present the best version of themselves in the business world. By participating in the CSB course, students will be able to confidently interact with colleagues and be prepared to pass the CSB Certification Exam by Certiport.</p>	
 <p>INSTRUCTOR FOR THIS COURSE JONATHAN GORDON</p>	<p>Estimated Course Duration</p> <p>9 hours</p>	<p>Certification</p> <p>Professional Communication Exam</p>	 <p>Communication Skills for Business Course Trailer</p> <p>https://www.youtube.com/watch?v=V93hHtLAJIY</p>
	<p>Lesson Video Runtime</p> <p>3 hours</p>		

 **BRAINBUFFET**
Course Catalog 2024

©Brainbuffet Solutions, Inc. // Course Catalog 2024 // Questions? support@brainbuffet.com

Visit us at www.brainbuffet.com; For more information on upcoming courses, please check

<https://brainbuffet.com/course-release-schedule/>