
















BRAINBUFFET



COURSE CATALOG

2025












menu







Adobe Creative Cloud		
	After Effects	page 3
	Animate	page 3
	Dreamweaver	page 3
	Illustrator ★	page 4
	InDesign ★	page 4
	Lightroom	page 4
	Photoshop ★	page 5
	Premiere Pro ★	page 5
	Premiere Level 2	page 5
	Premiere Rush	page 6
	Acrobat	page 6
	Express	page 6
★ 2025 version coming in Aug!		



Cisco		
	Cybersecurity	page 7
	Networking	page 7



Intuit		
	Quickbooks Online	page 7

IT Specialist Certification		
	Device Configuration and Management (Windows 10)	page 8

Microsoft Office Specialist		
	Excel 2019	page 8
	Excel Expert 2019	page 8
	Excel 365	page 9
	Outlook	page 9
	PowerPoint 2019	page 9
	PowerPoint 365	page 10
	Word 2019	page 10
	Word Expert 365	page 10
	Word 365	page 11

Autodesk		
	AutoCAD	page 11
	Fusion	page 11
	Maya	page 12
	Revit	page 12
	Inventor	page 12
	3DSMAX	page 13

Business Literacy		
	Entrepreneurship and Small Business	page 13
	Project Management Ready	page 13

Critical Career Skills		
	Professional Communication	page 14
	Generative AI	page 14

All BrainBuffet Certification Courses come with Interactive Videos, Practice Assessments, Multilingual Subtitles and Transcripts, Hands-on Project Files, Teacher Lesson Plans, Grading Rubrics, Answer Keys, and Student Analytics.

Adobe Creative Cloud



After Effects

Knowing how to use Adobe After Effects is an essential skill for video editors who want to learn about motion design. In the industry, AE is commonly used for animation, visual effects, and compositing. In fact, After Effects can be useful in many different careers! Let instructor Joe Dockery lead you through this comprehensive course and learn everything you need to start editing video like the pros. Then, use your newfound knowledge to get certified!



Estimated Course Duration

44 hours

Lesson Video Runtime

7 hours

Certification

Adobe Certified Professional (ACP)

Adobe After Effects Certification Exam versions: v18.x, v22.x, v23.x, and v24.x.



After Effects Course Trailer

https://www.youtube.com/watch?v=J8ZzO_ipRC0



Animate

Follow along with instructor Joseph Labrecque on an animation journey in our Adobe Animate course. You'll learn how to animate everything from industry-relevant elements such as promotional videos, to more whimsical elements like an interactive supernatural encyclopedia. By the end of the course, you'll be more than ready for the Animate certification exam!



Estimated Course Duration

31 hours

Lesson Video Runtime

5 hours

Certification

Adobe Certified Professional (ACP)

Adobe Animate Certification Exam versions: v21.x, v22.x, v23.x, and v24.x.



Animate Course Trailer

<https://www.youtube.com/watch?v=HyecgJTYEd0>



Dreamweaver

Let instructor Jess Campbell be your guide into the exciting world of HTML and CSS coding. This course, which will help you learn to use Dreamweaver and prepare you for the certification exam, is for new and experienced coders alike! By the end, you will have created your very own website and learned a ton of new, marketable skills.



Estimated Course Duration

22 hours

Lesson Video Runtime

6 hours

Certification

Adobe Certified Professional (ACP)

Adobe Dreamweaver Certification Exam versions: v21.x.



Dreamweaver Course Trailer

https://www.youtube.com/watch?v=ZoWR4_rg39Q

All BrainBuffet Certification Courses come with Interactive Videos, Practice Assessments, Multilingual Subtitles and Transcripts, Hands-on Project Files, Teacher Lesson Plans, Grading Rubrics, Answer Keys, and Student Analytics.

Adobe Creative Cloud



BrainBuffet's Adobe Illustrator Course is a creative deep dive into the world of vector graphics, led by the talented Carly Green. Whether you're just opening Illustrator for the first time or ready to polish your design chops, this course has your back. You'll kick things off by getting comfortable with the Illustrator workspace, then jump into real-world projects like building a branding style guide, designing a poster, and crafting a professional trifold. With hands-on projects, quizzes, and engaging lessons, you'll build the skills (and the portfolio) to crush the Adobe Certified Professional exam and show off your design know-how.



Estimated
Course Duration

35 hours

Lesson Video
Runtime

11 hours

Certification

Adobe Certified
Professional (ACP)

Adobe Illustrator Certification Exam
versions: v25.x, v26.x, v27.x, v28.x
and v29.x



Illustrator
Course Trailer

<https://www.youtube.com/watch?v=dM8BnDIE1Sk>



Learn how to make an impact with print using InDesign! In this course, Eric Cornish guides you through real-world design projects that build your confidence and skills as you master page layout, typography, interactive elements, and visual hierarchy. You'll get hands-on with tools for creating posters, brochures, and multi-page documents, while exploring design principles, production workflows, and how to prep files for print or digital delivery. Whether you're designing for school, a client, or your own creative project, this course gives you everything you need to start a portfolio—and have fun doing it.



Estimated
Course Duration

TBA

Lesson Video
Runtime

TBA

Certification

Adobe Certified
Professional (ACP)

Adobe InDesign Certification Exam
versions: v16.x, v17.x, v18.x, v19.x and
v20.x



InDesign
Course Trailer

<https://www.youtube.com/watch?v=z017KpiG-lg>



In this course, BrainBuffet's Sam Pan gives you all of the tips and tricks needed to create stunning photo edits in one of the most popular programs used by photographers, Adobe Lightroom. Lightroom is favored because of its usability and mobile capabilities, allowing you to edit quickly and on-the-go!



Estimated
Course Duration

5 hours

Lesson Video
Runtime

2.5 hours

Certification

Non-Certification



Lightroom
Course Trailer

<https://www.youtube.com/watch?v=MmredzcNfgw>

All BrainBuffet Certification Courses come with Interactive Videos, Practice Assessments, Multilingual Subtitles and Transcripts, Hands-on Project Files, Teacher Lesson Plans, Grading Rubrics, Answer Keys, and Student Analytics.

Adobe Creative Cloud



Photoshop

Turn your ideas into eye-catching digital art with Photoshop! This all-new 2025 BrainBuffet course is packed with updated tools, fun creative challenges, and real-world projects designed to level up your photo editing and design skills. You'll explore everything from basic retouching and color correction to advanced techniques like compositing and Generative AI. With a hands-on, project-based approach, you'll build an impressive portfolio and prepare to crush the Adobe Certified Professional exam—all while having a blast in Photoshop.



Estimated Course Duration

47 hours

Lesson Video Runtime

8 hours

Certification

Adobe Certified Professional (ACP)

Adobe Photoshop Certification Exam versions: v22.x, v23.x, v24.x, v25.x and v26.x

Coming Soon
Photoshop
Course Trailer



Premiere Pro

Step into the world of professional video editing! In this hands-on course, students will learn to plan, produce, and edit engaging video content using Adobe Premiere Pro. From storyboarding and scriptwriting to sound design, editing techniques, and accessibility standards, this course covers the post-production pipeline. Students will explore essential concepts like non-linear editing, frame rates, audio mixing, text overlays, and intellectual property while building the skills needed to create high-quality, audience-focused videos. Whether you're crafting a short film, YouTube video, or class project, you'll leave this course ready to bring your vision to life on screen—and prepared to take the Adobe Certified Professional (ACP) exam in Premiere Pro.



Estimated Course Duration

46 hours

Lesson Video Runtime

6 hours

Certification

Adobe Certified Professional (ACP)

Adobe Premiere Pro Certification Exam versions: v15.x, v22.x, v23.x, v24.x and v25.x

Coming Soon
Premiere Pro
Course Trailer



Premiere Pro Lv. 2

Instructor Tommy Demos digs a little deeper into the capabilities of Premiere Pro in this advanced course. Learn video editing techniques, including importing, organizing, and editing video clips, designing titles, adding voiceover and music, and mastering audio. Furthermore, delve into editing dialogue scenes for films, utilizing a provided screenplay and the freedom to enhance storytelling through editing decisions.



Estimated Course Duration

35 hours

Lesson Video Runtime

8.5 hours

Certification

Non-Certification



Premiere Pro Lv. 2
Course Trailer

<https://www.youtube.com/watch?v=SFVVnkAhLWE>

All BrainBuffet Certification Courses come with Interactive Videos, Practice Assessments, Multilingual Subtitles and Transcripts, Hands-on Project Files, Teacher Lesson Plans, Grading Rubrics, Answer Keys, and Student Analytics.

Adobe Creative Cloud



Premiere Rush

In this course, BrainBuffet's Sam Pan gets you acquainted with Adobe Rush, which is essentially a simpler, straightforward, baby-brother version of Premiere Pro. If you already know Premiere Pro, then this is a terrific course to introduce you to Rush; and if you've never used Premiere Pro before, then Rush is a great place to start!



Estimated Course Duration

5 hours

Lesson Video Runtime

1.5 hours

Certification

Non-Certification



Premiere Rush Course Trailer

https://www.youtube.com/watch?v=S_N_hwCkE-Y



Acrobat

This course prepares students for the ACP exam in Document Creation & Management, equipping them with the skills to succeed. Through in-depth lessons and hands-on exercises, students will master key features like creating, editing, and managing PDFs, collaborating with advanced tools, optimizing for accessibility and security, and automating workflows. Nick Duncan invites learners to join his journey in building an audiovisual company, tackling real-world documents like newsletters, client agreements, surveys, and legal forms. This immersive approach provides practical experience while developing the expertise to excel in professional environments that rely on Adobe Acrobat Pro.



Estimated Course Duration

20 hours

Lesson Video Runtime

7 hours

Certification

AC PRO in Document Creation and Management Using Adobe Acrobat Pro



Acrobat Course Trailer

https://www.youtube.com/watch?v=g6qh_T3XCgs



Express

Level up your design and communication skills with this course on Content Marketing and Design using Adobe Express. You'll develop a full brand identity for a client—from logo creation to social media, print, web, and video content—culminating in a professional media kit. Gain hands-on experience with industry best practices, essential terminology, and portfolio-building, all while creating design products that prove your skills. The rock-and-roll theme keeps learning fun, and the single-client approach reinforces brand consistency. With lesson plans, workbooks, and assessments aligned to the Adobe Certified Professional exam, this course is the perfect step toward your future career!



Estimated Course Duration

18 hours

Lesson Video Runtime

6 hours

Certification







Content Creation & Marketing using Adobe Express (2023 - 2025)






Coming Soon Express Course Trailer

<https://www.youtube.com/watch?v=sRq8AVQAxLc>

All BrainBuffet Certification Courses come with Interactive Videos, Practice Assessments, Multilingual Subtitles and Transcripts, Hands-on Project Files, Teacher Lesson Plans, Grading Rubrics, Answer Keys, and Student Analytics.

Cisco			
 Cisco Cybersecurity	<p>Join instructor William Price, a seasoned cybersecurity professional, on a captivating journey into the world of Cisco Certified Support Technician Cybersecurity. This course is created to prepare you for the Cisco Certified Support Technician Cybersecurity Certification, offering real-life industry scenarios, engaging experiences, and essential tech skills that ignite your passion for the digital realm. Master the certification, gain practical skills, and become part of the future of technology and security. Enroll now for an unforgettable cybersecurity adventure and step confidently into the world of digital defense.</p>		
 <small>INSTRUCTOR FOR THIS COURSE</small> <small>WILLIAM PRICE</small>	Estimated Course Duration 10 hours Lesson Video Runtime 6 hours	Certification Cisco Certified Support Technician Cybersecurity (2024)	 Cisco Cybersecurity Course Trailer https://www.youtube.com/watch?v=1LmF7oRi2rk
 Cisco Networking	<p>This course is all about making connections! The Cisco Networking certification course covers everything from the basics of network structures and TCP/OSI models to advanced topics like subnetting, IP addressing, and wireless technologies. Unpack the physical infrastructure of networks, including cables, connectors, and routing concepts, and enhance your skills in diagnosing network issues with modules on troubleshooting methodologies and security essentials. Whether you're new to networking or seeking to deepen your understanding, this course provides a blend of theoretical knowledge and practical applications through hands-on labs and real-world simulations, making it an ideal learning experience for aspiring professionals and enthusiasts alike.</p>		
 <small>INSTRUCTOR FOR THIS COURSE</small> <small>WILLIAM PRICE</small>	Estimated Course Duration 17 hours Lesson Video Runtime 5.5 hours	Certification Cisco Certified Support Technician Cybersecurity (2024)	 Cisco Networking Course Trailer https://www.youtube.com/watch?v=pxN7kMB4KDO

Intuit			
 Quickbooks Online	<p>In this course, instructor Ron Trucks walks you through everything you need to know about QuickBooks Online, including how to connect QuickBooks to your bank account, how to create a data file, how to use lists, and so much more! Whether you're a business student, an accountant, or a business owner, you'll learn everything you need to start using QuickBooks and to take the certification exam.</p>		
 <small>INSTRUCTOR FOR THIS COURSE</small> <small>RON TRUCKS</small>	Estimated Course Duration 22 hours Lesson Video Runtime 8.7 hours	Certification Quickbooks Certified User Online <small>Windows 10 version</small>	 Quickbooks Online Course Trailer https://www.youtube.com/watch?v=sVu0dLObFX4

All BrainBuffet Certification Courses come with Interactive Videos, Practice Assessments, Multilingual Subtitles and Transcripts, Hands-on Project Files, Teacher Lesson Plans, Grading Rubrics, Answer Keys, and Student Analytics.

IT Specialist Certification



Device Configuration & Management

Embark on a transformative journey in the IT Specialist Device Configuration & Management Certification Course, expertly curated and guided by the esteemed Noah LeFevre. Delve deep into the intricacies of Windows operating system configuration, fortify your grasp on device security protocols, and hone your troubleshooting prowess. This immersive experience promises to arm you with the essential skills and knowledge vital for navigating the dynamic IT landscape with confidence. Unlock your full potential and emerge not just certified, but truly empowered to excel in the realm of device configuration and management.



NOAH LEFEVRE

Estimated Course Duration

6.5 hours

Lesson Video Runtime

2.5 hours

Certification

IT Specialist Device Configuration and Management Certification



Device Configuration & Management Course Trailer

<https://www.youtube.com/watch?v=AeZRJjMPTLY>

Microsoft Office Specialist



Excel 2019

Microsoft Excel is a program widely used by professionals and one that you can't go wrong with learning to use. Plus, there's no one better to teach you than Jennifer Stubblefield! In this course, Jennifer invites you into her (fictitious) Traveling Scholars Club, and your projects will mimic real-life scenarios and tasks that you could be asked to do as a professional using Excel – or taking the certification exam.



JENNIFER STUBBLEFIELD

Estimated Course Duration

19 hours

Lesson Video Runtime

8 hours

Certification

MOS Certification



Excel Course Trailer

<https://www.youtube.com/watch?v=ksoL24qV5PY>



Excel Expert

Instructor Terri Blackwell takes utilizing Excel a step further in our Excel Expert Course. If you've already got the basics down and you're looking for more, then this course is for you – plus, it will prepare you for the expert-level certification exam!



TERRI BLACKWELL

Estimated Course Duration

29 hours

Lesson Video Runtime

4 hours

Certification

MOS Certification [Expert]



Excel Expert Course Trailer

<https://www.youtube.com/watch?v=DcdsUl3aJ4A>

All BrainBuffet Certification Courses come with Interactive Videos, Practice Assessments, Multilingual Subtitles and Transcripts, Hands-on Project Files, Teacher Lesson Plans, Grading Rubrics, Answer Keys, and Student Analytics.

Microsoft Office Specialist



This comprehensive Microsoft Excel 365 Certification Course is designed to equip participants with both fundamental and advanced Excel skills necessary for proficient management of workbooks and preparation for the Excel Mobile Apps 365 certification. The course emphasizes efficient data analysis, reporting, and decision-making using Excel. Through hands-on exercises and practical examples, students will gain skills that are essential for a successful career in various fields, enhancing students' ability to analyze data and make informed decisions.



Estimated
Course Duration
21 hours
Lesson Video
Runtime
7.3 hours

Certification

Microsoft Excel
(Microsoft 365 Apps)



Excel 365
Course Trailer

<https://www.youtube.com/watch?v=Kodh8oqzqP8>



Microsoft Outlook is more than meets the eye. Instructor Danielle Milazzo Roccisano teaches you much more than how to send an email in this course; you'll learn how to use filters, set signatures, create calendar events, and more than you thought possible throughout this course, while soaking up all the knowledge you need for the Outlook certification exam.



Estimated
Course Duration
27 hours
Lesson Video
Runtime
4 hours

Certification

MOS Certification



Outlook 2019
Course Trailer

https://www.youtube.com/watch?v=J8ZzO_jpRCo



Almost everyone has used PowerPoint at some point in their lives, but few know how to use it well – and that's exactly what instructor Jennifer Stubblefield is here to teach you in our Microsoft PowerPoint course. Join her (fictitious) Traveling Scholars Club to create realistic, industry-relevant presentations and prepare for the PowerPoint certification exam.



Estimated
Course Duration
17 hours
Lesson Video
Runtime
7 hours

Certification

MOS Certification



PowerPoint 2019
Course Trailer

<https://www.youtube.com/watch?v=ksoL24qV5PY>

All BrainBuffet Certification Courses come with Interactive Videos, Practice Assessments, Multilingual Subtitles and Transcripts, Hands-on Project Files, Teacher Lesson Plans, Grading Rubrics, Answer Keys, and Student Analytics.

Microsoft Office Specialist



PowerPoint 365

Join Charles Gilbert for an exciting, dynamic course that will transform your presentation skills! Learn to efficiently manage slides, create sections, and apply layouts. Master slide modifications, including importing Word outlines and duplicating slides. Charles will guide you through techniques for formatting text, tables, images, shapes, charts, and 3D models. Animate your content with thrilling transitions and effects, and discover powerful review and collaboration tools. With engaging assignments and interactive quizzes, we will help you prepare to ace your certification exam. Perfect for students and professionals looking to elevate their presentations, this course offers a vibrant and fun learning experience.



Estimated Course Duration

12 hours

Lesson Video Runtime

3.5 hours

Certification

Microsoft PowerPoint (Microsoft 365 Apps)



PowerPoint 365 Course Trailer

<https://www.youtube.com/watch?v=n5Rxs0xxVE>



Word 2019

Microsoft Word has been around since the 80s and is one of the most popular word processing programs available. That means knowing your way around Word is a highly marketable skill! Instructor Jennifer Stubblefield takes you through fourteen comprehensive projects so you're ready to start utilizing Word in the classroom, the office, or wherever word processing takes you while getting you prepared for the certification test.



Estimated Course Duration

28 hours

Lesson Video Runtime

9 hours

Certification

MOS Certification



Word 2019 Course Trailer

<https://www.youtube.com/watch?v=ksoL24qV5PY>



Word Expert

In this expert-level course, Jonathan Gordon is here to guide you on a word processing journey. You'll create a newsletter, a flyer, a catalog, and even a PDF that you can add to your portfolio – all while gaining the skills necessary to pass the expert-level Word certification exam AND get the absolute most out of Microsoft Word.



Estimated Course Duration

25 hours

Lesson Video Runtime

6.5 hours

Certification

MOS Certification [Expert]




Word Expert Course Trailer

<https://www.youtube.com/watch?v=ITigQMNRzE>

All BrainBuffet Certification Courses come with Interactive Videos, Practice Assessments, Multilingual Subtitles and Transcripts, Hands-on Project Files, Teacher Lesson Plans, Grading Rubrics, Answer Keys, and Student Analytics.


Microsoft Office Specialist



Word 365

Join our instructor Carly Green in our Microsoft 365 Word Certification Course as we take you through the basics of the world's most popular text formatting software. This course features hands-on projects that challenges students by creating their own business marketing materials such as a newsletter, business cards and flyers, custom crossword puzzles, and optimizing resumes. With engaging assignments and interactive quizzes, this course will prepare you to pass the certification exam. Ideal for students and professionals looking to elevate their documents, this course offers a well-paced and thorough learning experience.

INSTRUCTOR FOR THIS COURSE



CARLY GREEN

Estimated Course Duration


15 hours

Lesson Video Runtime

2.1 hours

Certification


**Microsoft Office Specialist
Word 365 Associate
Certification Exam**



Word 365
Course Trailer

<https://www.youtube.com/watch?v=djgIHwrfPq0>


Autodesk



AutoCAD

Join instructor Greg King in our comprehensive Autodesk AutoCAD Certification Course. This course is designed to equip you with the essential skills and knowledge required to excel in the Autodesk Certified User certification exam. With a focus on hands-on training, you'll learn the fundamental concepts of AutoCAD software, including drawing and editing techniques, 2D and 3D design, and efficient workflow management. Whether you're a beginner looking to build a strong foundation or a seasoned professional aiming to validate your expertise, this course will help you succeed in your AutoCAD certification journey. Enroll today and take the first step towards becoming a certified AutoCAD expert.

INSTRUCTOR FOR THIS COURSE



GREG KING

Estimated Course Duration

20 hours


Lesson Video Runtime

5 hours

Certification


Autodesk AutoCAD

Next Generation exam and regular exam
We use imperial numeric system



Autodesk
AutoCAD
Course Trailer


https://www.youtube.com/watch?v=YgDM_QBhVyl



Fusion

Tap into the power of Autodesk Fusion with the skills and tools that your student needs on their way to becoming an Autodesk Certified User. Follow along with our instructor, Greg King as he takes students through a customized curriculum designed to get students designing with Fusion in a fun and interactive way. Through hands-on exercises and practical applications, students will understand how to explore design ideas effectively while utilizing proper design thinking principles. Empower your students to take their design from an idea to reality using Fusion. Prepare to demonstrate your prowess in product development and stand out in the competitive landscape of 3D design.

INSTRUCTOR FOR THIS COURSE



GREG KING

Estimated Course Duration

16 hours


Lesson Video Runtime

5 hours

Certification

Autodesk Fusion










Next Generation exam and regular exam
We use imperial numeric system



Autodesk Fusion
Course Trailer






<https://www.youtube.com/watch?v=zFIfs2KWWok>

All BrainBuffet Certification Courses come with Interactive Videos, Practice Assessments, Multilingual Subtitles and Transcripts, Hands-on Project Files, Teacher Lesson Plans, Grading Rubrics, Answer Keys, and Student Analytics.






Autodesk			
 Maya	<p>BrainBuffet's Autodesk Maya Course is a fun journey through 3D animation and modeling designed to prepare you for the Autodesk Maya Certified User certification exam. From Scene Management to Modeling, Texture Coordinates, Rigging, Cameras, Animation, Lighting, and Rendering, you'll gain hands-on experience with projects like "Army Men" and "Modeling a Tiegfighter." Engage with assignments, quizzes, and hands-on projects, ensuring you're well-equipped for success.</p>		
 <small>INSTRUCTOR FOR THIS COURSE</small> CHARLES GILBERT	Estimated Course Duration 20 hours Lesson Video Runtime 6.5 hours	Certification Autodesk Maya <small>Next Generation exam and regular exam We use imperial numeric system</small>	 Autodesk Maya Course Trailer https://www.youtube.com/watch?v=ncDwhIMkWS4
 Revit	<p>Revit is the most popular building design program in the world! Revit is also said to be considered one of the most advanced pieces of Building Information Modeling (BIM) software on the market. This certification course delves into the fundamental aspects of Revit, ensuring a solid foundation in key concepts and practical applications such as modeling floor plans and rendering real-life materials. Students will gain a nuanced understanding of how to effectively navigate and leverage Revit tools for building information modeling (BIM). This course is crafted to equip students with the essential skills for success in their professional journeys.</p>		
 <small>INSTRUCTOR FOR THIS COURSE</small> GREG KING	Estimated Course Duration 23 hours Lesson Video Runtime 7.5 hours	Certification Autodesk Revit <small>Next Generation exam and regular exam We use imperial numeric system</small>	 Autodesk Revit Course Trailer https://youtu.be/gVDhOPcGE0Y?feature=shared
 Inventor	<p>Join instructor Greg King in our awesome Autodesk Inventor Course. Unlock the power of 3D modeling and design in this beginner-friendly course that is designed to get you prepared for the Autodesk Inventor Certified User Exam! Follow along with our step-by-step video tutorials and purposely created project files to learn the fundamental concepts of Inventor including creating sketches, models, assemblies, and technical drawings. No experience required, just your creativity!</p>		
 <small>INSTRUCTOR FOR THIS COURSE</small> GREG KING	Estimated Course Duration 15 hours Lesson Video Runtime 5.4 hours	Certification Autodesk Inventor <small>Next Generation exam and regular exam We use imperial numeric system</small>	 Autodesk Inventor Course Trailer https://youtu.be/gVDhOPcGE0Y?feature=shared






All BrainBuffet Certification Courses come with Interactive Videos, Practice Assessments, Multilingual Subtitles and Transcripts, Hands-on Project Files, Teacher Lesson Plans, Grading Rubrics, Answer Keys, and Student Analytics.

Autodesk

 <div style="font-size: 24px; font-weight: bold; margin-top: 5px;">3</div> <div style="font-size: 20px; font-weight: bold; margin-top: 5px;">3DS Max</div>	<p>In this Certification Course our instructor Daniel Torres guides us along a hands-on journey to teach the wonderful platform of 3DS Max. In each module, students will work on files, objects, and techniques in a cumulative manner, so that these will come together in the end to create one single scene and produce a set of still and animation renders that students can use for their portfolios while at the same time preparing them for the certification exam. Students can expect to learn how to create their own scenes, model their own characters, and animate all in the 3D world.</p>			
<div style="border: 2px solid black; border-radius: 50%; width: 80px; height: 80px; margin: 0 auto; position: relative;"> INSTRUCTOR FOR THIS COURSE  <div style="position: absolute; bottom: -10px; left: 50%; transform: translate(-50%, 100%); font-size: 8px;">DANIEL TORRES</div> </div>	<table style="width: 100%;"> <tr> <td style="width: 30%; text-align: center;"> <div style="background-color: #FFD700; padding: 5px; border: 1px solid black; font-weight: bold;">Estimated Course Duration</div> <div style="background-color: #FFD700; padding: 5px; border: 1px solid black; font-weight: bold; font-size: 18px; margin: 5px;">9 hours</div> <div style="background-color: #FFD700; padding: 5px; border: 1px solid black; font-weight: bold; font-size: 18px; margin: 5px;">Lesson Video Runtime</div> <div style="background-color: #FFD700; padding: 5px; border: 1px solid black; font-weight: bold; font-size: 18px; margin: 5px;">3 hours</div> </td> <td style="width: 40%; text-align: center;"> <div style="background-color: #FFD700; padding: 5px; border: 1px solid black; font-weight: bold; font-size: 10px;">Certification</div> <div style="background-color: #FFD700; padding: 5px; border: 1px solid black; font-weight: bold; font-size: 10px; margin: 5px;">Autodesk 3DS Max</div> </td> <td style="width: 30%; text-align: center; vertical-align: middle;">  <p style="font-size: 10px; margin-top: 5px;">Autodesk 3DS Max Course Trailer</p> <p style="font-size: 8px; margin-top: 5px;">https://www.youtube.com/watch?v=_hndpWB1aSo</p> </td> </tr> </table>	<div style="background-color: #FFD700; padding: 5px; border: 1px solid black; font-weight: bold;">Estimated Course Duration</div> <div style="background-color: #FFD700; padding: 5px; border: 1px solid black; font-weight: bold; font-size: 18px; margin: 5px;">9 hours</div> <div style="background-color: #FFD700; padding: 5px; border: 1px solid black; font-weight: bold; font-size: 18px; margin: 5px;">Lesson Video Runtime</div> <div style="background-color: #FFD700; padding: 5px; border: 1px solid black; font-weight: bold; font-size: 18px; margin: 5px;">3 hours</div>	<div style="background-color: #FFD700; padding: 5px; border: 1px solid black; font-weight: bold; font-size: 10px;">Certification</div> <div style="background-color: #FFD700; padding: 5px; border: 1px solid black; font-weight: bold; font-size: 10px; margin: 5px;">Autodesk 3DS Max</div>	 <p style="font-size: 10px; margin-top: 5px;">Autodesk 3DS Max Course Trailer</p> <p style="font-size: 8px; margin-top: 5px;">https://www.youtube.com/watch?v=_hndpWB1aSo</p>
<div style="background-color: #FFD700; padding: 5px; border: 1px solid black; font-weight: bold;">Estimated Course Duration</div> <div style="background-color: #FFD700; padding: 5px; border: 1px solid black; font-weight: bold; font-size: 18px; margin: 5px;">9 hours</div> <div style="background-color: #FFD700; padding: 5px; border: 1px solid black; font-weight: bold; font-size: 18px; margin: 5px;">Lesson Video Runtime</div> <div style="background-color: #FFD700; padding: 5px; border: 1px solid black; font-weight: bold; font-size: 18px; margin: 5px;">3 hours</div>	<div style="background-color: #FFD700; padding: 5px; border: 1px solid black; font-weight: bold; font-size: 10px;">Certification</div> <div style="background-color: #FFD700; padding: 5px; border: 1px solid black; font-weight: bold; font-size: 10px; margin: 5px;">Autodesk 3DS Max</div>	 <p style="font-size: 10px; margin-top: 5px;">Autodesk 3DS Max Course Trailer</p> <p style="font-size: 8px; margin-top: 5px;">https://www.youtube.com/watch?v=_hndpWB1aSo</p>		

Business Literacy

 <div style="font-weight: bold; margin-top: 5px;">Entrepreneurship and Small Business</div>	<p>In today's world of self-starters and eager new businesses, it can be easy to get lost and fail on your own! Our instructor, Sunil Bhatla takes learners on a guided journey through business thinking, avoiding common pitfalls, and seeing the big picture. By the end of this Entrepreneur and Small Business course, not only will you feel prepared in starting your own business venture, you will also feel confident in taking the Entrepreneur and Small Business (ESB) Certification exam.</p>			
<div style="border: 2px solid black; border-radius: 50%; width: 80px; height: 80px; margin: 0 auto; position: relative;"> INSTRUCTOR FOR THIS COURSE  <div style="position: absolute; bottom: -10px; left: 50%; transform: translate(-50%, 100%); font-size: 8px;">SUNIL BHATLA</div> </div>	<table style="width: 100%;"> <tr> <td style="width: 30%; text-align: center;"> <div style="background-color: #FFD700; padding: 5px; border: 1px solid black; font-weight: bold;">Estimated Course Duration</div> <div style="background-color: #FFD700; padding: 5px; border: 1px solid black; font-weight: bold; font-size: 18px; margin: 5px;">15 hours</div> <div style="background-color: #FFD700; padding: 5px; border: 1px solid black; font-weight: bold; font-size: 18px; margin: 5px;">Lesson Video Runtime</div> <div style="background-color: #FFD700; padding: 5px; border: 1px solid black; font-weight: bold; font-size: 18px; margin: 5px;">5 hours</div> </td> <td style="width: 40%; text-align: center;"> <div style="background-color: #FFD700; padding: 5px; border: 1px solid black; font-weight: bold; font-size: 10px;">Certification</div> <div style="background-color: #FFD700; padding: 5px; border: 1px solid black; font-weight: bold; font-size: 10px; margin: 5px;">ESB Certification</div> <p style="font-size: 8px; margin-top: 5px;">ESB Certification Exam v2 (Universal or US)</p> </td> <td style="width: 30%; text-align: center; vertical-align: middle;">  <p style="font-size: 10px; margin-top: 5px;">Entrepreneurship and Small Business Course Trailer</p> <p style="font-size: 8px; margin-top: 5px;">https://www.youtube.com/watch?v=QPvTVxOidx8</p> </td> </tr> </table>	<div style="background-color: #FFD700; padding: 5px; border: 1px solid black; font-weight: bold;">Estimated Course Duration</div> <div style="background-color: #FFD700; padding: 5px; border: 1px solid black; font-weight: bold; font-size: 18px; margin: 5px;">15 hours</div> <div style="background-color: #FFD700; padding: 5px; border: 1px solid black; font-weight: bold; font-size: 18px; margin: 5px;">Lesson Video Runtime</div> <div style="background-color: #FFD700; padding: 5px; border: 1px solid black; font-weight: bold; font-size: 18px; margin: 5px;">5 hours</div>	<div style="background-color: #FFD700; padding: 5px; border: 1px solid black; font-weight: bold; font-size: 10px;">Certification</div> <div style="background-color: #FFD700; padding: 5px; border: 1px solid black; font-weight: bold; font-size: 10px; margin: 5px;">ESB Certification</div> <p style="font-size: 8px; margin-top: 5px;">ESB Certification Exam v2 (Universal or US)</p>	 <p style="font-size: 10px; margin-top: 5px;">Entrepreneurship and Small Business Course Trailer</p> <p style="font-size: 8px; margin-top: 5px;">https://www.youtube.com/watch?v=QPvTVxOidx8</p>
<div style="background-color: #FFD700; padding: 5px; border: 1px solid black; font-weight: bold;">Estimated Course Duration</div> <div style="background-color: #FFD700; padding: 5px; border: 1px solid black; font-weight: bold; font-size: 18px; margin: 5px;">15 hours</div> <div style="background-color: #FFD700; padding: 5px; border: 1px solid black; font-weight: bold; font-size: 18px; margin: 5px;">Lesson Video Runtime</div> <div style="background-color: #FFD700; padding: 5px; border: 1px solid black; font-weight: bold; font-size: 18px; margin: 5px;">5 hours</div>	<div style="background-color: #FFD700; padding: 5px; border: 1px solid black; font-weight: bold; font-size: 10px;">Certification</div> <div style="background-color: #FFD700; padding: 5px; border: 1px solid black; font-weight: bold; font-size: 10px; margin: 5px;">ESB Certification</div> <p style="font-size: 8px; margin-top: 5px;">ESB Certification Exam v2 (Universal or US)</p>	 <p style="font-size: 10px; margin-top: 5px;">Entrepreneurship and Small Business Course Trailer</p> <p style="font-size: 8px; margin-top: 5px;">https://www.youtube.com/watch?v=QPvTVxOidx8</p>		

 <div style="font-weight: bold; margin-top: 5px;">Project Management Ready</div>	<p>Join our Project Management Ready™ Certification Course, led by the incredible instructor, Jess Campbell. Dive into the basics of project management and navigate the project lifecycle, budgeting, and business structures. This course is your stepping stone to becoming a beginner project manager, covering essential concepts in depth. It's designed as a fun and relevant supplement to classroom learning. Get ready to pass the Project Management Ready™ Certification Exam while enjoying an engaging and interactive learning experience. Boost your career in this rapidly growing field and apply your knowledge directly to real-world projects. Enroll now and unlock a rewarding future in project management!</p>			
<div style="border: 2px solid black; border-radius: 50%; width: 80px; height: 80px; margin: 0 auto; position: relative;"> INSTRUCTOR FOR THIS COURSE  <div style="position: absolute; bottom: -10px; left: 50%; transform: translate(-50%, 100%); font-size: 8px;">JESS CAMPBELL</div> </div>	<table style="width: 100%;"> <tr> <td style="width: 30%; text-align: center;"> <div style="background-color: #FFD700; padding: 5px; border: 1px solid black; font-weight: bold;">Estimated Course Duration</div> <div style="background-color: #FFD700; padding: 5px; border: 1px solid black; font-weight: bold; font-size: 18px; margin: 5px;">18 hours</div> <div style="background-color: #FFD700; padding: 5px; border: 1px solid black; font-weight: bold; font-size: 18px; margin: 5px;">Lesson Video Runtime</div> <div style="background-color: #FFD700; padding: 5px; border: 1px solid black; font-weight: bold; font-size: 18px; margin: 5px;">4 hours</div> </td> <td style="width: 40%; text-align: center;"> <div style="background-color: #FFD700; padding: 5px; border: 1px solid black; font-weight: bold; font-size: 10px;">Certification</div> <div style="background-color: #FFD700; padding: 5px; border: 1px solid black; font-weight: bold; font-size: 10px; margin: 5px;">PMI Project Management Ready™ Certification</div> </td> <td style="width: 30%; text-align: center; vertical-align: middle;">  <p style="font-size: 10px; margin-top: 5px;">Project Management Ready Course Trailer</p> <p style="font-size: 8px; margin-top: 5px;">https://www.youtube.com/watch?v=RTMHCHpQp20</p> </td> </tr> </table>	<div style="background-color: #FFD700; padding: 5px; border: 1px solid black; font-weight: bold;">Estimated Course Duration</div> <div style="background-color: #FFD700; padding: 5px; border: 1px solid black; font-weight: bold; font-size: 18px; margin: 5px;">18 hours</div> <div style="background-color: #FFD700; padding: 5px; border: 1px solid black; font-weight: bold; font-size: 18px; margin: 5px;">Lesson Video Runtime</div> <div style="background-color: #FFD700; padding: 5px; border: 1px solid black; font-weight: bold; font-size: 18px; margin: 5px;">4 hours</div>	<div style="background-color: #FFD700; padding: 5px; border: 1px solid black; font-weight: bold; font-size: 10px;">Certification</div> <div style="background-color: #FFD700; padding: 5px; border: 1px solid black; font-weight: bold; font-size: 10px; margin: 5px;">PMI Project Management Ready™ Certification</div>	 <p style="font-size: 10px; margin-top: 5px;">Project Management Ready Course Trailer</p> <p style="font-size: 8px; margin-top: 5px;">https://www.youtube.com/watch?v=RTMHCHpQp20</p>
<div style="background-color: #FFD700; padding: 5px; border: 1px solid black; font-weight: bold;">Estimated Course Duration</div> <div style="background-color: #FFD700; padding: 5px; border: 1px solid black; font-weight: bold; font-size: 18px; margin: 5px;">18 hours</div> <div style="background-color: #FFD700; padding: 5px; border: 1px solid black; font-weight: bold; font-size: 18px; margin: 5px;">Lesson Video Runtime</div> <div style="background-color: #FFD700; padding: 5px; border: 1px solid black; font-weight: bold; font-size: 18px; margin: 5px;">4 hours</div>	<div style="background-color: #FFD700; padding: 5px; border: 1px solid black; font-weight: bold; font-size: 10px;">Certification</div> <div style="background-color: #FFD700; padding: 5px; border: 1px solid black; font-weight: bold; font-size: 10px; margin: 5px;">PMI Project Management Ready™ Certification</div>	 <p style="font-size: 10px; margin-top: 5px;">Project Management Ready Course Trailer</p> <p style="font-size: 8px; margin-top: 5px;">https://www.youtube.com/watch?v=RTMHCHpQp20</p>		

All BrainBuffet Certification Courses come with Interactive Videos, Practice Assessments, Multilingual Subtitles and Transcripts, Hands-on Project Files, Teacher Lesson Plans, Grading Rubrics, Answer Keys, and Student Analytics.

Critical Career Skills



Professional Communication

Effective communication is the key to success in today's dynamic and highly competitive business landscape. The Critical Career Skills (CCS) Professional Communication Certification Course is designed to empower individuals with the essential skills and knowledge they need to excel professionally. In this course, led by educator Jonathan Gordon, we will explore the significance of non-verbal cues, negotiation strategies, and adapting to diverse audiences to empower students to present the best version of themselves in the business world. By participating in the CCS Professional Communication course, students will be able to confidently interact with colleagues and be prepared to pass the Critical Career Skills (CCS) Professional Communication Exam Documentation by Certiport.



Estimated Course Duration

9 hours

Lesson Video Runtime

3 hours

Certification

Professional Communication Exam



Professional Communication Course Trailer

<https://www.youtube.com/watch?v=V93hHtLAJlY>



Generative AI

Discover the potential of Generative AI with Foundations of Generative Artificial Intelligence, a dynamic course designed to prepare students for the Certiport Generative AI Foundations certificate. Guided by Zen, our AI specialist, and her assistant Atlas, learners will explore real-world applications of AI, from automating tasks to generating creative content. Through hands-on experience with tools like ChatGPT, Adobe Firefly, and Canva, students will master prompt engineering, AI methodologies, and ethical best practices. By the end of the course, they'll have the confidence and technical skills to harness AI for problem-solving, productivity, and innovation in any field.



Estimated Course Duration

TBA

Lesson Video Runtime

TBA

Certifications

Generative AI Foundations
Critical Careers Skills

Coming Soon
Generative AI
Course Trailer



BRAINBUFFET

Course Catalog 2025

©Brainbuffet Solutions, Inc. // Course Catalog 2025 // Questions? support@brainbuffet.com

Visit us at www.brainbuffet.com; For more information on upcoming courses, please check

<https://brainbuffet.com/course-release-schedule/>